

**SUMMARY RESULTS REPORT
GENERAL ELECTION BALLOT
NOVEMBER 2, 2021**

OFFICIAL RESULTS

TRUMBULL COUNTY

STATISTICS

	TOTAL
Election Day Precincts Reporting	158 of 158
Precincts Complete	158 of 158
Absentee/ Early Precincts Reporting	158 of 158
Registered Voters - Total	136,362
Ballots Cast - Total	30,507
Voter Turnout - Total	22.37%

Warren City President of Council

Vote For 1

	TOTAL	VOTE %
John Brown	2,618	100.00%
Total Votes Cast	2,618	100.00%

Warren City Treasurer

Vote For 1

	TOTAL	VOTE %
Tom Letson	2,525	100.00%
Total Votes Cast	2,525	100.00%

Warren City Council at Large

Vote For 3

	TOTAL	VOTE %
Donald L. Allgood	893	13.37%
Ken MacPherson	1,837	27.51%
Helen Rucker	2,138	32.02%
Gary Steinbeck	1,752	26.24%
Write-In Totals	58	0.87%
Write-In: River Travis	38	0.57%
Not Assigned	20	0.30%
Total Votes Cast	6,678	100.00%

Warren City 1st Ward Council

Vote For 1

	TOTAL	VOTE %
Todd Johnson	440	57.07%
Larry D. Larson	331	42.93%
Total Votes Cast	771	100.00%

Warren City 2nd Ward Council

Vote For 1

	TOTAL	VOTE %
David C. Burnham	82	27.42%
Andrew Herman	217	72.58%
Total Votes Cast	299	100.00%

Warren City 3rd Ward Council

Vote For 1

	TOTAL	VOTE %
Greg Greathouse	667	100.00%
Total Votes Cast	667	100.00%

Warren City 4th Ward Council

Vote For 1

	TOTAL	VOTE %
Mark A. Forte	163	68.20%
Kristin J. Riley	76	31.80%
Total Votes Cast	239	100.00%

Warren City 5th Ward Council

Vote For 1

	TOTAL	VOTE %
Robert A. Marchese	234	35.73%
Candidate Withdrawn (Votes not Counted)	10	1.53%
Ashley Miner	258	39.39%
Kamau J. Thornton	153	23.36%
Total Votes Cast	655	100.00%

Warren City 6th Ward Council

Vote For 1

	TOTAL	VOTE %
Cheryl Saffold	258	100.00%
Total Votes Cast	258	100.00%

Warren City 7th Ward Council

Vote For 1

	TOTAL	VOTE %
Ronald E. White, Sr.	277	100.00%
Total Votes Cast	277	100.00%

Niles City President of Council

Vote For 1

	TOTAL	VOTE %
Robert Marino	1,598	100.00%
Total Votes Cast	1,598	100.00%

Niles City Treasurer

Vote For 1

	TOTAL	VOTE %
Steve Telego, Sr.	1,488	100.00%
Total Votes Cast	1,488	100.00%

Niles City Council at Large

Vote For 3

	TOTAL	VOTE %
Albert J. Cantola, Jr.	1,001	22.25%
James V. DePasquale, Jr.	1,136	25.25%
Jimmy Julian	1,055	23.45%
Michael A. Lastic	1,307	29.05%
Total Votes Cast	4,499	100.00%

Niles City 1st Ward Council

Vote For 1

	TOTAL	VOTE %
Doug Sollitto	295	100.00%
Total Votes Cast	295	100.00%

Niles City 2nd Ward Council

Vote For 1

	TOTAL	VOTE %
Sheri Smith	531	100.00%
Total Votes Cast	531	100.00%

Niles City 3rd Ward Council

Vote For 1

	TOTAL	VOTE %
Linda Marchese	279	100.00%
Total Votes Cast	279	100.00%

Niles City 4th Ward Council

Vote For 1

	TOTAL	VOTE %
Mindy Devorich	314	100.00%
Total Votes Cast	314	100.00%

Girard City President of Council

Vote For 1

	TOTAL	VOTE %
Reynald J. Paolone	691	100.00%
Total Votes Cast	691	100.00%

Girard City Treasurer

Vote For 1

	TOTAL	VOTE %
Mark Zuppo	697	100.00%
Total Votes Cast	697	100.00%

Girard City Council at Large

Vote For 3

	TOTAL	VOTE %
Lily Martuccio	592	35.56%
John N. Moliterno	587	35.26%
Samuel Zirafi	486	29.19%
Total Votes Cast	1,665	100.00%

Girard City 1st Ward Council

Vote For 1

	TOTAL	VOTE %
Keith M. Schubert	223	100.00%
Total Votes Cast	223	100.00%

Girard City 2nd Ward Council

Vote For 1

	TOTAL	VOTE %
Mark M. Standohar	219	100.00%
Total Votes Cast	219	100.00%

Girard City 3rd Ward Council

Vote For 1

	TOTAL	VOTE %
Jeff Kay	147	100.00%
Total Votes Cast	147	100.00%

Girard 4th Ward Council

Vote For 1

	TOTAL	VOTE %
Thomas F. Grumley	108	100.00%
Total Votes Cast	108	100.00%

Hubbard City President of Council

Vote For 1

	TOTAL	VOTE %
Write-In Totals	136	100.00%
Write-In: William J. Williams	51	37.50%
Not Assigned	85	62.50%
Total Votes Cast	136	100.00%

Hubbard City Auditor

Vote For 1

	TOTAL	VOTE %
Michael C. Villano	1,199	100.00%
Total Votes Cast	1,199	100.00%

Hubbard City Treasurer

Vote For 1

	TOTAL	VOTE %
Marsha A. Ruha	1,095	100.00%
Total Votes Cast	1,095	100.00%

Hubbard City Council at Large

Vote For 3

	TOTAL	VOTE %
Jerome Crowe	946	37.27%
Ryan Hallapy	745	29.35%
Michael E. Kerr	847	33.37%
Total Votes Cast	2,538	100.00%

Hubbard City 1st Ward Council

Vote For 1

	TOTAL	VOTE %
Brandon J. Pierson	168	44.21%
Bonnie Viele	212	55.79%
Total Votes Cast	380	100.00%

Hubbard City 2nd Ward Council

Vote For 1

	TOTAL	VOTE %
Robin V. Zambrini	342	100.00%
Total Votes Cast	342	100.00%

Hubbard City 3rd Ward Council

Vote For 1

	TOTAL	VOTE %
Michael J. Mogg, Sr.	195	100.00%
Total Votes Cast	195	100.00%






Hubbard City 4th Ward Council

Vote For 1

	TOTAL	VOTE %
Cathy Cummings	267	100.00%
Total Votes Cast	267	100.00%

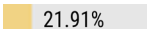

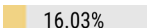
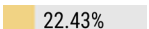

Cortland City Council

Vote For 4

	TOTAL	VOTE %
Traci E. Cooper	614	 14.94%
Kathy Fleischer	855	 20.80%
Richard McClain	883	 21.48%
Don Moore	814	 19.81%
Kevin M. Piros	944	 22.97%
Total Votes Cast	4,110	100.00%



Lordstown Village Council

Vote For 4

	TOTAL	VOTE %
Robert Bond	380	 21.91%
Terry Campbell	378	 21.80%
Mark R. McGrail	278	 16.03%
Don Reider	389	 22.43%
Howard W. Sheely III	309	 17.82%
Total Votes Cast	1,734	100.00%

Lordstown Board of Trustees of Public Affairs

Vote For 2

	TOTAL	VOTE %
Kevin Campbell	359	 52.10%
Christopher Peterson	330	 47.90%
Total Votes Cast	689	100.00%

SUMMARY RESULTS REPORT
GENERAL ELECTION BALLOT
NOVEMBER 2, 2021

OFFICIAL RESULTS
TRUMBULL COUNTY

McDonald Village Council

Vote For 4

	TOTAL	VOTE %
Brian D. Fisher	270	<div><div style="width: 11.66%;"></div></div> 11.66%
Odell J. Houston	295	<div><div style="width: 12.74%;"></div></div> 12.74%
Chad Jones	404	<div><div style="width: 17.45%;"></div></div> 17.45%
Kyle Joynes	370	<div><div style="width: 15.98%;"></div></div> 15.98%
Kerry Magill Reckard	588	<div><div style="width: 25.40%;"></div></div> 25.40%
John Metzinger	388	<div><div style="width: 16.76%;"></div></div> 16.76%
Total Votes Cast	2,315	<div><div style="width: 100.00%;"></div></div> 100.00%

Newton Falls Village Council at Large

Vote For 1

	TOTAL	VOTE %
Brian Kropp	227	<div><div style="width: 35.03%;"></div></div> 35.03%
Julie A. Stimpert	421	<div><div style="width: 64.97%;"></div></div> 64.97%
Total Votes Cast	648	<div><div style="width: 100.00%;"></div></div> 100.00%

Newton Falls Village 1st Ward Council

Vote For 1

	TOTAL	VOTE %
Michael A. Serotko	161	<div><div style="width: 75.94%;"></div></div> 75.94%
Adam Zimmermann	51	<div><div style="width: 24.06%;"></div></div> 24.06%
Total Votes Cast	212	<div><div style="width: 100.00%;"></div></div> 100.00%

Newton Falls Village 3rd Ward Council

Vote For 1

	TOTAL	VOTE %
Charles Homa	90	<div><div style="width: 45.92%;"></div></div> 45.92%
Tesa Spletzer	106	<div><div style="width: 54.08%;"></div></div> 54.08%
Total Votes Cast	196	<div><div style="width: 100.00%;"></div></div> 100.00%

Orangeville Village Council

Vote For 4

	TOTAL	VOTE %
Nancy J. Bryner	27	33.33%
Ray L. Chalfant	26	32.10%
Renee Miller	28	34.57%
Total Votes Cast	81	100.00%

West Farmington Village Mayor

Vote For 1

	TOTAL	VOTE %
Shirley L. McIntosh	44	100.00%
Total Votes Cast	44	100.00%

West Farmington Village Member of Council

Vote For 4

	TOTAL	VOTE %
Carl Judge	29	15.85%
Nick Malone	38	20.76%
Tim Malone	36	19.67%
James E. Mooney	38	20.76%
Thomas D. Mooney	42	22.95%
Total Votes Cast	183	100.00%

Yankee Lake Village Council

Vote For 4

	TOTAL	VOTE %
No Valid Petition Filed	0	
Total Votes Cast	0	

Bazetta Township Trustees

Vote For 2

	TOTAL	VOTE %
Betty L. Adgate	351	14.30%
Joel E. Davis	503	20.50%
Mark J. Franko	209	8.52%
Michael J. Hovis	719	29.30%
Mike Morelli	672	27.38%
Total Votes Cast	2,454	100.00%

Bazetta Township Fiscal Officer

Vote For 1

	TOTAL	VOTE %
Stacy A. Marling	860	100.00%
Total Votes Cast	860	100.00%

Bloomfield Township Trustees

Vote For 2

	TOTAL	VOTE %
Jason Gwinn	65	50.39%
Roger M. Peterson, Jr.	64	49.61%
Total Votes Cast	129	100.00%

Bloomfield Township Fiscal Officer

Vote For 1

	TOTAL	VOTE %
Fannie Miller	70	100.00%
Total Votes Cast	70	100.00%

Braceville Township Trustees

Vote For 2

	TOTAL	VOTE %
Todd Garland	244	32.19%
Dennis C. Kuchta	239	31.53%
Jeff Tucker	275	36.28%
Total Votes Cast	758	100.00%

Bristol Township Trustees

Vote For 2

	TOTAL	VOTE %
Ramon French	307	38.71%
Write-In Totals	486	61.29%
Write-In: Jim Cicchillo	323	40.73%
Write-In: Ronald E. Mahan	158	19.92%
Not Assigned	5	0.63%
Total Votes Cast	793	100.00%

Brookfield Township Trustees

Vote For 2

	TOTAL	VOTE %
Mark Ferrara	862	31.51%
Catherine Hodge	630	23.03%
Daniel S. Suttles	1,244	45.47%
Total Votes Cast	2,736	100.00%

Champion Township Trustees

Vote For 2

	TOTAL	VOTE %
Matthew Balut	388	13.53%
Douglas Emerine	1,074	37.45%
Rex Fee	731	25.49%
Nancy Shafer	675	23.54%
Total Votes Cast	2,868	100.00%

Farmington Township Trustees

Vote For 2

	TOTAL	VOTE %
Mike Davis	332	57.54%
Dave Stephens, Jr.	245	42.46%
Total Votes Cast	577	100.00%

Fowler Township Trustees

Vote For 2

	TOTAL	VOTE %
Patty Currington	85	7.57%
Jeffrey Davis	302	26.89%
Tanya Gabriele	59	5.25%
Adam Hughes	42	3.74%
Doug Johnson	134	11.93%
Eric King	91	8.10%
Dave Miller	196	17.45%
Todd Williams	214	19.06%
Total Votes Cast	1,123	100.00%

Greene Township Trustees

Vote For 2

	TOTAL	VOTE %
Mark Edward Carnes, Jr.	61	23.37%
Joseph Kocab	75	28.74%
James Wakefield	125	47.89%
Total Votes Cast	261	100.00%

Gustavus Township Trustees

Vote For 2

	TOTAL	VOTE %
Michael Crosby	156	49.84%
Rodney R. McNeely	157	50.16%
Total Votes Cast	313	100.00%

Hartford Township Trustees

Vote For 2

	TOTAL	VOTE %
Bill Burns	198	22.42%
Rebecca Whitman	329	37.26%
Michael G. Wilson	356	40.32%
Total Votes Cast	883	100.00%

Howland Township Trustees

Vote For 2

	TOTAL	VOTE %
Brian Burkey	950	22.28%
James LaPolla, Jr.	1,629	38.21%
Matthew G. Vansuch	1,684	39.50%
Total Votes Cast	4,263	100.00%

**SUMMARY RESULTS REPORT
GENERAL ELECTION BALLOT
NOVEMBER 2, 2021**

OFFICIAL RESULTS

TRUMBULL COUNTY

Hubbard Township Trustees

Vote For 2

	TOTAL	VOTE %
John E. Bizub	529	25.73%
William A. Colletta	597	29.04%
Rick Hernandez	572	27.82%
Tom Jacobs	358	17.41%
Total Votes Cast	2,056	100.00%

Johnston Township Trustees

Vote For 2

	TOTAL	VOTE %
James N. Carnes, Jr.	188	51.37%
Dominic Marchese	178	48.63%
Total Votes Cast	366	100.00%

Kinsman Township Trustees

Vote For 2

	TOTAL	VOTE %
Bruce O. Bancroft	241	22.80%
Jamin Banning	374	35.38%
Linda S. Miller	223	21.10%
Fred Stahl	219	20.72%
Total Votes Cast	1,057	100.00%

Liberty Township Trustees

Vote For 2

	TOTAL	VOTE %
Greg Cizmar	1,106	55.19%
Arnie Clebone	898	44.81%
Total Votes Cast	2,004	100.00%

Liberty Township Fiscal Officer

Vote For 1

	TOTAL	VOTE %
Matthew Connelly	1,157	100.00%
Total Votes Cast	1,157	100.00%

Mecca Township Trustees

Vote For 2

	TOTAL	VOTE %
Darryl Black	197	20.69%
Christen Clemson	446	46.85%
Dan Galbincea III	309	32.46%
Total Votes Cast	952	100.00%

Mesopotamia Township Trustees

Vote For 2

	TOTAL	VOTE %
David F. Brazofsky	71	47.97%
Joseph J. Pavlic	77	52.03%
Total Votes Cast	148	100.00%

Newton Township Trustees

Vote For 2

	TOTAL	VOTE %
Peter J. Augusta	983	39.32%
Patti Hanzes	477	19.08%
Doreen Lutz	759	30.36%
Dennis Richter	281	11.24%
Total Votes Cast	2,500	100.00%

Southington Township Trustees

Vote For 2

	TOTAL	VOTE %
Cindy Speaker	164	51.57%
Daniel L. Tietz	154	48.43%
Total Votes Cast	318	100.00%

Vernon Township Trustees

Vote For 2

	TOTAL	VOTE %
Walter Emrick	105	43.57%
Walter Horodyski	136	56.43%
Total Votes Cast	241	100.00%

Vienna Township Trustees

Vote For 2

	TOTAL	VOTE %
Heidi Brown	470	29.03%
Richard A. Dascenzo, Jr.	655	40.46%
Robert L. Root III	494	30.51%
Total Votes Cast	1,619	100.00%

Warren Township Trustees

Vote For 2

	TOTAL	VOTE %
Kay Anderson	372	32.38%
Charles R. Parker	321	27.94%
Ryan Yoho	456	39.69%
Total Votes Cast	1,149	100.00%

Weathersfield Township Trustees

Vote For 2

	TOTAL	VOTE %
Steven J. Gerberry	732	35.38%
Marvin McBride	565	27.31%
Edward Whittaker	772	37.31%
Total Votes Cast	2,069	100.00%

Trumbull County Educational Service Center Full Term

Vote For 3

	TOTAL	VOTE %
Jeffrey Dreves	8,390	32.56%
Al Haberstroh	7,557	29.32%
Thomas Krispinsky	9,824	38.12%
Total Votes Cast	25,771	100.00%

Trumbull County Educational Service Center Unexpired Term

Vote For 1

	TOTAL	VOTE %
Deborah D. Patchin	7,790	55.85%
Laura F. Rubesich	6,158	44.15%
Total Votes Cast	13,948	100.00%

Mahoning County Educational Service Center

Vote For 3

	TOTAL	VOTE %
Jeff Good	10	41.67%
Richard S. Scarsella	6	25.00%
Kathi McNabb Welsh	8	33.33%
Total Votes Cast	24	100.00%

Western Reserve Educational Service Center 2 yr Term WESTERN RESERVE ESC

Vote For 2

	TOTAL	VOTE %
Bonnie H. Cavanaugh	2	40.00%
Marilyn A. Percic	3	60.00%
Total Votes Cast	5	100.00%

Western Reserve Educational Service Center 4 yr Term WESTERN RESERVE ESC

Vote For 2

	TOTAL	VOTE %
Sally G. Gillmore	3	50.00%
Timothy H. Snyder	3	50.00%
Total Votes Cast	6	100.00%

Warren CSD Board of Education

Vote For 2

	TOTAL	VOTE %
Jenna Daugherty	1,538	34.74%
Regina Patterson	1,563	35.31%
Jacqueline Shannon	1,326	29.95%
Total Votes Cast	4,427	100.00%

Niles CSD Board of Education

Vote For 2

	TOTAL	VOTE %
Joe Bruno	686	17.34%
Lori Vlosich Hudzik	747	18.88%
Mary Ann McMahan	1,042	26.34%
Tony Perrone	943	23.84%
Bobby Seifert	538	13.60%
Total Votes Cast	3,956	100.00%

**SUMMARY RESULTS REPORT
GENERAL ELECTION BALLOT
NOVEMBER 2, 2021**

OFFICIAL RESULTS

TRUMBULL COUNTY

Girard CSD Board of Education

Vote For 2

	TOTAL	VOTE %
SueEllen Harris-Davis	611	46.57%
Write-In Totals	701	53.43%
Write-In: Joseph Datchuk	388	29.57%
Write-In: Shannon Hodge	297	22.64%
Not Assigned	16	1.22%
Total Votes Cast	1,312	100.00%

Hubbard ExVSD Board of Education

Vote For 2

	TOTAL	VOTE %
James R. Adams	611	12.49%
Lewis Agnone	278	5.68%
Josh Barr	962	19.66%
Brian Baumiller	424	8.67%
Martin Franko	504	10.30%
Matt Jones	332	6.79%
John B. Jordan	744	15.21%
Anna DeJulio Martin	1,038	21.21%
Total Votes Cast	4,893	100.00%

Newton Falls ExVSD Board of Education

Vote For 3

	TOTAL	VOTE %
Amie F. Crowder	749	49.31%
Tonya Kline	770	50.69%
Total Votes Cast	1,519	100.00%

Bloomfield-Mespo LSD Board of Education

Vote For 3

	TOTAL	VOTE %
Timothy S. Covey	104	30.86%
Michael A. Foster	100	29.67%
Justin Sly	133	39.47%
Total Votes Cast	337	100.00%

Bristol LSD Board of Education

Vote For 2

	TOTAL	VOTE %
Scott Chapman	561	52.82%
Donald R. Mickel	501	47.18%
Total Votes Cast	1,062	100.00%

Brookfield LSD Board of Education

Vote For 3

	TOTAL	VOTE %
Ronda L. Bonekovic	1,031	51.99%
Jerry Necastro	952	48.01%
Total Votes Cast	1,983	100.00%

Cardinal LSD Board of Education

Vote For 2

	TOTAL	VOTE %
Kristen Klepper	3	50.00%
Heidi Lanesky-Snyder	3	50.00%
Linda J. Smallwood	0	0.00%
Total Votes Cast	6	100.00%

**SUMMARY RESULTS REPORT
GENERAL ELECTION BALLOT
NOVEMBER 2, 2021**

OFFICIAL RESULTS

TRUMBULL COUNTY

Champion LSD Board of Education

Vote For 3

	TOTAL	VOTE %
Kelly Boyle	885	31.78%
David J. Mahan	970	34.83%
James R. Scher	835	29.98%
Write-In Totals	95	3.41%
Write-In: Judith White	76	2.73%
Not Assigned	19	0.68%
Total Votes Cast	2,785	100.00%

Howland LSD Board of Education

Vote For 3

	TOTAL	VOTE %
Julie Altawil	1,678	24.31%
Mary Brown	840	12.17%
Lynn Johnson-VanDervort	887	12.85%
Kenneth Jones	1,738	25.18%
Wendy Miller	1,759	25.49%
Total Votes Cast	6,902	100.00%

Jackson Milton LSD Board of Education

Vote For 3

	TOTAL	VOTE %
Tausha E. Bacorn	8	16.67%
Nick Campbell	15	31.25%
Mitch Mascioli	10	20.83%
Kimberly L. Snowden-Pittman	15	31.25%
Total Votes Cast	48	100.00%

**SUMMARY RESULTS REPORT
GENERAL ELECTION BALLOT
NOVEMBER 2, 2021**

OFFICIAL RESULTS

TRUMBULL COUNTY

Joseph Badger LSD Board of Education

Vote For 3

	TOTAL	VOTE %
Christine Crosby	807	23.94%
(Votes not Counted)	182	5.40%
Jared Klingensmith	851	25.24%
Laisa Thompson	721	21.39%
Linda Walton	810	24.03%
Total Votes Cast	3,371	100.00%

LaBrae LSD Board of Education

Vote For 2

	TOTAL	VOTE %
Bradley Gamlin	499	39.98%
Tim Gibson	749	60.02%
Total Votes Cast	1,248	100.00%

Lakeview LSD Board of Education

Vote For 3

	TOTAL	VOTE %
Paul J. Antonchak, Jr.	552	8.44%
Angela Campana	1,267	19.36%
Lance R. Grahn	787	12.03%
Mark Harper	1,106	16.90%
Jeffrey Jiang	799	12.21%
Taylor Pease	837	12.79%
Danielle Scherer	1,195	18.26%
Total Votes Cast	6,543	100.00%

Liberty LSD Board of Education

Vote For 3

	TOTAL	VOTE %
Shawn M. Chrystal	749	29.10%
David Malone	961	37.33%
Kara Morgan	864	33.57%
Total Votes Cast	2,574	100.00%

Lordstown LSD Board of Education

Vote For 3

	TOTAL	VOTE %
Tracie Allen	300	23.73%
Carla L. Click	267	21.12%
Cheryl Kistler	355	28.09%
Jackie Woodward	342	27.06%
Total Votes Cast	1,264	100.00%

Maplewood LSD Board of Education

Vote For 3

	TOTAL	VOTE %
Daniel L. Denman	633	28.27%
Tami Lynn Morrison	626	27.96%
Daniel Schwartz	504	22.51%
Richard Stewart	476	21.26%
Total Votes Cast	2,239	100.00%

Mathews LSD Board of Education

Vote For 3

	TOTAL	VOTE %
Mark Haddle	782	31.13%
Joel Polonus	825	32.84%
Kenneth R. Wallace II	905	36.03%
Total Votes Cast	2,512	100.00%

McDonald LSD Board of Education

Vote For 2

	TOTAL	VOTE %
Jody Klase	394	38.25%
Jessica Krumpak	636	61.75%
Total Votes Cast	1,030	100.00%

Southington LSD Board of Education Full Term

Vote For 3

	TOTAL	VOTE %
Betsy Dunn	138	46.15%
Steve Gilanyi	161	53.85%
Total Votes Cast	299	100.00%

Southington LSD Board of Education Unexpired Term

Vote For 1

	TOTAL	VOTE %
No Valid Petition Filed	0	
Total Votes Cast	0	

Weathersfield LSD Board of Education

Vote For 2

	TOTAL	VOTE %
Cheryl Basista	540	48.96%
Mark Bodo	563	51.04%
Total Votes Cast	1,103	100.00%

Niles City Renewal Parks and Recreation 1 mill 5 years

Vote For 1

	TOTAL	VOTE %
FOR THE TAX LEVY	1,272	59.97%
AGAINST THE TAX LEVY	849	40.03%
Total Votes Cast	2,121	100.00%

Orangeville Vill Replacement Current Expenses 4.1 mills 5 years

Vote For 1

	TOTAL	VOTE %
FOR THE TAX LEVY	30	90.91%
AGAINST THE TAX LEVY	3	9.09%
Total Votes Cast	33	100.00%

Bazetta Twp Fire Renewal 0.8 mill 5 years

Vote For 1

	TOTAL	VOTE %
FOR THE TAX LEVY	980	69.50%
AGAINST THE TAX LEVY	430	30.50%
Total Votes Cast	1,410	100.00%

Braceville Twp Fire and EMS Replacement 1 mill 5 years

Vote For 1

	TOTAL	VOTE %
FOR THE TAX LEVY	311	75.85%
AGAINST THE TAX LEVY	99	24.15%
Total Votes Cast	410	100.00%

Braceville Twp Police Replacement 1 mill 5 years

Vote For 1

	TOTAL	VOTE %
FOR THE TAX LEVY	283	69.02%
AGAINST THE TAX LEVY	127	30.98%
Total Votes Cast	410	100.00%

Braceville Twp Roads Replacement 1 mill 5 years

Vote For 1

	TOTAL	VOTE %
FOR THE TAX LEVY	300	73.35%
AGAINST THE TAX LEVY	109	26.65%
Total Votes Cast	409	100.00%

Brookfield Twp Replacement Police 1 mill Continuing

Vote For 1

	TOTAL	VOTE %
FOR THE TAX LEVY	1,159	72.48%
AGAINST THE TAX LEVY	440	27.52%
Total Votes Cast	1,599	100.00%

Champion Twp Additional Fire and EMS 0.95 mill Continuing

Vote For 1

	TOTAL	VOTE %
FOR THE TAX LEVY	1,004	63.03%
AGAINST THE TAX LEVY	589	36.97%
Total Votes Cast	1,593	100.00%

Farmington Twp Additional Roads 2.5 mills 5 years

Vote For 1

	TOTAL	VOTE %
FOR THE TAX LEVY	173	50.14%
AGAINST THE TAX LEVY	172	49.86%
Total Votes Cast	345	100.00%

Farmington Twp Zoning Repeal

Vote For 1

	TOTAL	VOTE %
YES	152	43.30%
NO	199	56.70%
Total Votes Cast	351	100.00%

Greene Twp Replacement Fire 2.5 mills Continuing

Vote For 1

	TOTAL	VOTE %
FOR THE TAX LEVY	101	62.35%
AGAINST THE TAX LEVY	61	37.65%
Total Votes Cast	162	100.00%

Gustavus Twp Additional Current Expenses 1 mill

Vote For 1

	TOTAL	VOTE %
FOR THE TAX LEVY	130	65.99%
AGAINST THE TAX LEVY	67	34.01%
Total Votes Cast	197	100.00%

Hartford Twp Additional Cemeteries 0.5 mill 5 years

Vote For 1

	TOTAL	VOTE %
FOR THE TAX LEVY	232	46.68%
AGAINST THE TAX LEVY	265	53.32%
Total Votes Cast	497	100.00%

Kinsman Twp Replacement Fire and EMS 1 mill Continuing

Vote For 1

	TOTAL	VOTE %
FOR THE TAX LEVY	426	79.48%
AGAINST THE TAX LEVY	110	20.52%
Total Votes Cast	536	100.00%

Liberty Twp Renewal Fire and EMS 1 mill 5 years

Vote For 1

	TOTAL	VOTE %
FOR THE TAX LEVY	1,246	73.51%
AGAINST THE TAX LEVY	449	26.49%
Total Votes Cast	1,695	100.00%

Liberty Twp Renewal Fire and EMS 2 mills 5 years

Vote For 1

	TOTAL	VOTE %
FOR THE TAX LEVY	1,193	70.76%
AGAINST THE TAX LEVY	493	29.24%
Total Votes Cast	1,686	100.00%

Liberty Twp Renewal Police and EMS 2 mills 5 years

Vote For 1

	TOTAL	VOTE %
FOR THE TAX LEVY	1,184	70.06%
AGAINST THE TAX LEVY	506	29.94%
Total Votes Cast	1,690	100.00%

Mecca Twp Renewal Fire and EMS 1.2 mills 4 years

Vote For 1

	TOTAL	VOTE %
FOR THE TAX LEVY	446	80.22%
AGAINST THE TAX LEVY	110	19.78%
Total Votes Cast	556	100.00%

Mecca Twp Replacement Fire and EMS 1.7 mills 3 years

Vote For 1

	TOTAL	VOTE %
FOR THE TAX LEVY	349	65.48%
AGAINST THE TAX LEVY	184	34.52%
Total Votes Cast	533	100.00%

Mesopotamia Twp Renewal Fire and EMS 1 mill 5 years

Vote For 1

	TOTAL	VOTE %
FOR THE TAX LEVY	78	79.59%
AGAINST THE TAX LEVY	20	20.41%
Total Votes Cast	98	100.00%

Mesopotamia Renewal Roads 3 mills 5 years

Vote For 1

	TOTAL	VOTE %
FOR THE TAX LEVY	76	76.77%
AGAINST THE TAX LEVY	23	23.23%
Total Votes Cast	99	100.00%

Warren Twp Additional Roads 2.75 mills 10 years

Vote For 1

	TOTAL	VOTE %
FOR THE TAX LEVY	377	57.38%
AGAINST THE TAX LEVY	280	42.62%
Total Votes Cast	657	100.00%

Newton Falls Electric Rate Referendum

Vote For 1

	TOTAL	VOTE %
YES	373	51.38%
NO	353	48.62%
Total Votes Cast	726	100.00%

Newton Falls Joint Fire District Additional 4 mills 5 years

Vote For 1

	TOTAL	VOTE %
FOR THE TAX LEVY	724	51.09%
AGAINST THE TAX LEVY	693	48.91%
Total Votes Cast	1,417	100.00%

Hubbard ExVSD Renewal Avoiding an Operating Deficit 4.2 mills 5 years

Vote For 1

	TOTAL	VOTE %
FOR THE TAX LEVY	1,822	66.94%
AGAINST THE TAX LEVY	900	33.06%
Total Votes Cast	2,722	100.00%

Lakeview LSD Permanent Improvements Renewal 1 mill 5 years

Vote For 1

	TOTAL	VOTE %
FOR THE TAX LEVY	1,746	64.52%
AGAINST THE TAX LEVY	960	35.48%
Total Votes Cast	2,706	100.00%

Mathews LSD Renewal Emergency 3.85 mills 5 years

Vote For 1

	TOTAL	VOTE %
FOR THE TAX LEVY	933	55.34%
AGAINST THE TAX LEVY	753	44.66%
Total Votes Cast	1,686	100.00%

LO Kins C Good Intentions Mon-Sat Sales

Vote For 1

	TOTAL	VOTE %
YES	195	71.43%
NO	78	28.57%
Total Votes Cast	273	100.00%

LO Kins C Good Intentions Sunday Sales

Vote For 1

	TOTAL	VOTE %
YES	181	66.30%
NO	92	33.70%
Total Votes Cast	273	100.00%

LO War D Shadi Speed Check Sunday Sales

Vote For 1

	TOTAL	VOTE %
YES	69	48.25%
NO	74	51.75%
Total Votes Cast	143	100.00%

LO Wea J Post Office Pub Sunday Sales

Vote For 1

	TOTAL	VOTE %
YES	153	75.74%
NO	49	24.26%
Total Votes Cast	202	100.00%